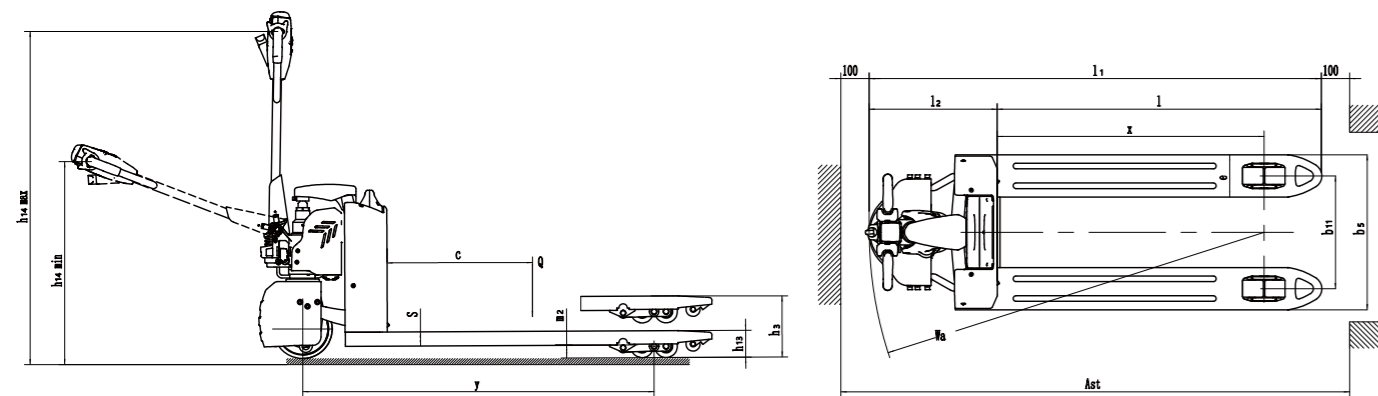


## JH Series Electric Pallet Truck Specification

Characteristics	HANGCHA GROUP CO.,LTD.										
	1.1	Manufacturer		HANGCHA GROUP CO.,LTD.							
1.2	Model		CBD15-JH		CBD18-JH		CBD20-JH				
1.3	Power		Electric		Electric		Electric				
1.4	Operator type		Pedestrian		Pedestrian		Pedestrian				
1.5	Load capacity / Rated load	Q (t)	1.5		1.8		2.0				
1.6	Load centre distance	c (mm)	600		600		600				
1.7	Load distance, centre of drive axle to fork	x (mm)	944		944		944				
1.8	Wheelbase	y (mm)	1243		1243		1243				
Weights	2.1	Service weight without battery	kg	137		137		146			
Wheels, Tyres	3.1	Wheels type		PU		PU		PU			
	3.2	Drive wheel size	Φ×w(mm)	Φ210×70		Φ210×70		Φ210×70			
	3.3	Fork wheels size	Φ×w(mm)	Φ80×60		Φ80×60		Φ80×60			
	3.4	Wheels, number front/rear (x = driven)		1x/4		1x/4		1x/4			
	3.5	Tread, rear	b11 (mm)	400/535		400/535		400/535			
Dimensions	4.1	Lift height	h3 (mm)	200		200		200			
	4.2	Height of tiller in drive position min. / max	h14 (mm)	740/1160		740/1160		740/1160			
	4.3	Lowered height	h13 (mm)	85		85		85			
	4.4	Overall length	l1 (mm)	1603		1603		1603			
	4.5	Length to face of forks	l2 (mm)	453		453		453			
	4.6	Overall width	b1/ b2 (mm)	550/685		550/685		550/685			
	4.7	Fork dimensions	s/e/l (mm)	50/150/1150		50/150/1150		50/150/1150			
	4.8	Width across forks	b5 (mm)	550/685		550/685		550/685			
	4.9	Ground clearance, centre of wheelbase	m2 (mm)	35		35		35			
	4.10	Aisle width for pallet 1000 x 1200 crossways	Ast (mm)	1804		1804		1804			
	4.11	Aisle width for pallet 800 x 1200 lengthways	Ast (mm)	1854		1854		1854			
	4.12	Min.turning radius	Wa (mm)	1398		1398		1398			
Performance	5.1	Travel speed, laden/unladen	(km/h)	4.2/4.5		4.2/4.5		4.2/4.5			
	5.2	Lifting speed, laden/unladen	m/s	0.03/0.041		0.03/0.041		0.039/0.065			
	5.3	Gradeability, laden/ unladen	(%)	5/10		5/10		5/10			
	5.4	Service brake		Electromagnetic		Electromagnetic		Electromagnetic			
Drive	6.1	Drive motor rating S2 60min	(kW)	0.75		0.75		1.0			
	6.2	Lift motor rating at S3 15%	(kW)	0.8		0.8		0.8			
	6.3	Battery according to DIN 43531/35/36 A,B,C,no		no		no		no			
	6.4	Battery voltage/rated capacity	(V/Ah)	24/20	24/30	24/40	24/20	24/30	24/40	48/15	48/20
	6.5	Battery weight (± 5%)	(kg)	5.5	7	8.2	5.5	7	8.2	7	8.2
Others	7.1	Type of drive control		DC		DC		DC			
	7.2	Sound level at driver's ear	(dB(A))	≤70		≤70		≤70			
	7.3	Steering type		Mechanical steering		Mechanical steering		Mechanical steering			



ZHEJIANG HANGCHA IMP. & EXP. CO., LTD.


Factory site: 666 Xiangfu Road,  
Hangzhou, Zhejiang, China (311305)

Tel: +86-571-88926735 88926755  
Fax: +86-571-88926789 88132890

sales@hcforklift.com  
www.hcforklift.com



HANGCHA GROUP CO., LTD. reserves the right to make any changes without notice concerning colors, equipment, or specifications detailed in this brochure, or to discontinue individual models. The colors of trucks, delivered may differ slightly from those in brochures.



## JH Series Electric Pallet Truck

with capacities of 1,500 to 2,000kg



The World of Hangcha



2021 VERSION L/COPYRIGHT 2021.09

# JH Series Electric Pallet Truck


## Introduction

- / The truck is simple and dexterous, with small turning radius and small weight. It is suitable for ultra-narrow channel operation.
- / The truck has compact and reliable structure. The oil pipeline and line are wrapped in the truck body which is safe and beautiful and convenient for user maintenance.
- / The truck adopts integrated handle design integrating key switch and electric meter which is simple and comfortable for operation.
- / Hand-held lithium battery makes battery changing easier and more convenient.
- / Standard configuration of emergency stop switch and emergency reverse device ensure truck safety.
- / The truck is assembled with power-off braking function. The truck is braked as soon as the handle is loosened or pressed to the bottom.
- / Electromagnetic braking and motor braking are used to ensure the safety of driving.

## Options


- / Auxiliary wheels
- / Rema handle with pin code
- / Chargers 48V/15Ah, 48V/10Ah (for 2.0t)
- / In and out of the double-sided pallet rack
- / Electric lowering
- / Single front wheel
- / Manual release

## SMOOTH CONTROLLED OPERATION



### Multi-function Ergonomic Handle (Optional)

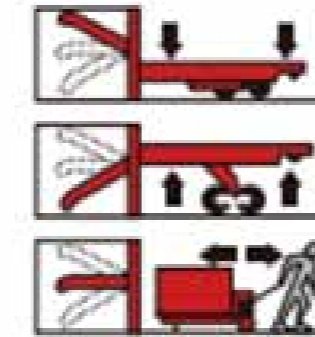
1. Emergency reverse button
2. Forward/reverse butterfly switch
3. Lifting
4. Lowering
5. Horn button



### Multi-function Handle



1. Slow button
2. Battery discharge indicator
3. Smart pin code access (Optional)
4. Lowering



(210mm) Large diameter drive wheel, improve the vehicle's trafficability and smoothness



The special fixed structure is used to raise the battery to prevent collision



Waterproof performance up to IP54



(Optional) Manual release, can avoid the use of power consumption or circuit failure, the vehicle can not move into paralysis



Light weight of the battery (max. 8.2kg) and the easiest way of fast battery replacement allows even a female operator to double the working time within seconds.



(Optional) Electric lifting/lowering



Electric lifting/ Manual lowering